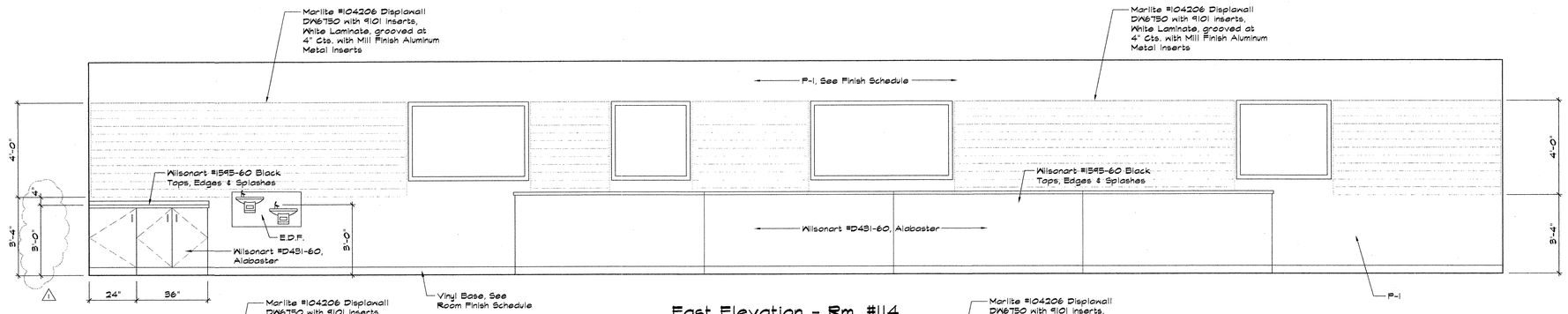

East Elevation - Rm. #114

3/8" = 1'-0"

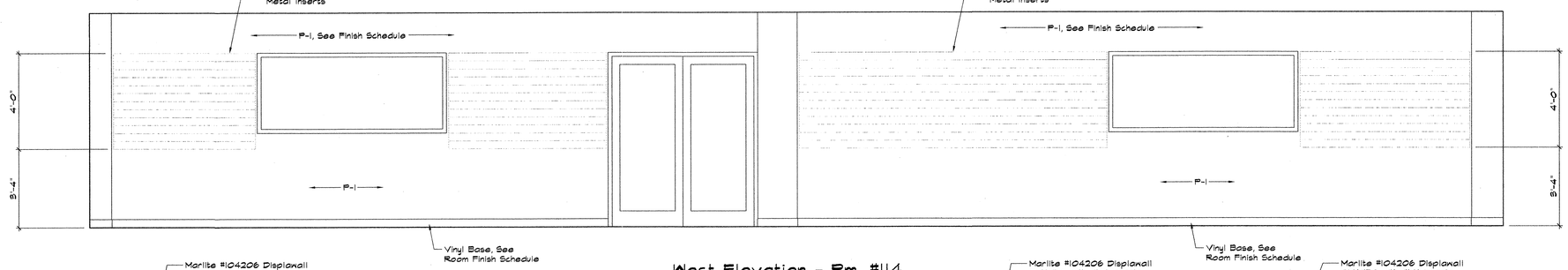

West Elevation - Rm. #114

3/8" = 1'-0"

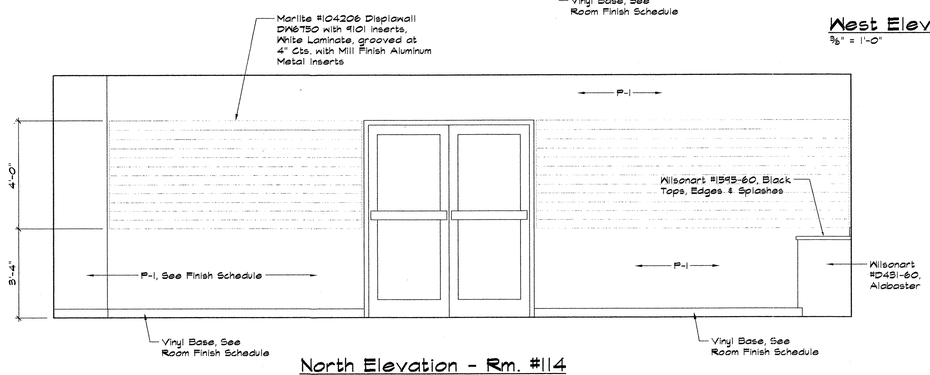

North Elevation - Rm. #114

3/8" = 1'-0"

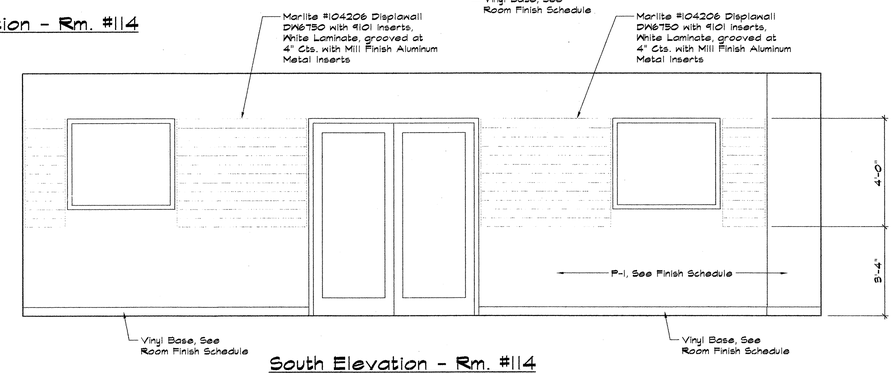

South Elevation - Rm. #114

3/8" = 1'-0"

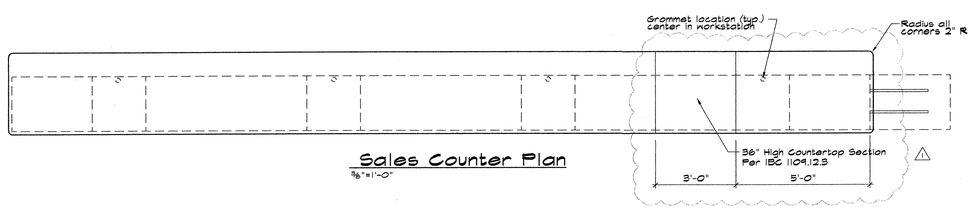

Sales Counter Plan

3/8"=1'-0"

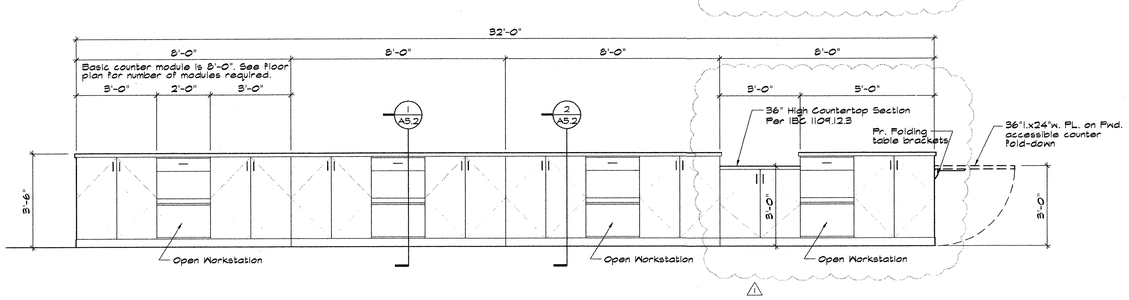

Sales Counter Elevation

3/8"=1'-0"

NOTE: See Hughes Supply specifications for color designations of plastic laminates

THE DRAWING, SPECIFICATIONS, AND OTHER DOCUMENTS PREPARED BY THE ARCHITECT FOR THIS PROJECT ARE INSTRUMENTS OF THE ARCHITECT'S SERVICE FOR USE WITH RESPECT TO THIS PROJECT. THE ARCHITECT SHALL BE DEEMED THE AUTHOR OF THESE DOCUMENTS AN SHALL RETAIN ALL COMMON LAW, STATUTORY AND OTHER RESERVED RIGHTS, INCLUDING THE COPYRIGHT.

AEC
design building concepts
29756 Desert Willow Blvd
Queen Creek, Arizona 85243
ph. 480.882.9833
fax. 480.445.9795
www.aecdesigns.com
email:brian@aecdesigns.com

Architecture Plus L.L.C.
GARDEN CITY · DODGE CITY · DENVER
ARCHITECTURE
PLANNING
INTERIORS
402 E. FULTON 620.276.2872
GARDEN CITY, KANSAS 67846
FAX 620.276.7679
archplus@architectureplus.net

date
Feb 2007

drawn by
Brian

REGISTERED ARCHITECT
CERTIFICATE NO. 42046
DALE BLAINE DAVIS
DATE SIGNED 12-4-06
ARIZONA U.S.A.

NATIONAL WATER WORKS
NORTH PHOENIX BRANCH
Parcel #209-03-104 A
2140 W Williams Drive
Phoenix, Arizona

job number
0658

title
Interior Elevations
Millwork Sections

CITY OF PHOENIX
Development Services Department
BY:
PLAN REVIEW DIVISION
JUN 15 2007
This set of plans has been reviewed for ARCHITECTURAL requirements only by an employee of Building Permit and shall present the appearance that such review shall not errors in the plans where such errors are subsequently found to be in violation of any law or ordinance.

st 10300

sheet number
A5.2

C:\AEC Designs\2006\0658 HD Supply\City Comments 5-04-07\A5.2.dwg, 5/4/2007 11:12:37 AM