

ARCHITECT'S SUPPLEMENTAL INSTRUCTIONS

ASI 02

Project: Homestead Community Center & Sales Office
0428
Date: May 10, 2007
To: _____
Owner: DR Horton Continental Series
Contract For: General Construction
Contract Date: _____
From: CCBG Architects, Inc.
Copies To: John Lockett

The Work shall be carried out in accordance with the following supplemental instructions issued in accordance with the Contract Documents. Prior to proceeding in accordance with these instructions, indicate your acceptance of these instructions for minor change to the Work as consistent with the Contract Documents and return a copy to the Architect. If you feel a change in Contract Sum or Contract Time is warranted, please submit an itemized quotation for the changes for approval prior to proceeding on the Work. Please respond within FIVE (5) days of the date of issuance.

Description:

1. Add (8) electrical floor outlets at the Fitness room and (2) high mounted outlets for TVs. Relocate (1) phone outlet, relocate (1) electrical outlet at south window wall, relocate (1) outlet in corridor, delete (1) outlet at south window wall, delete (3) outlets at Northeast window wall per the attached Sketch from Peterson Associates.

2. Add power to (3) sign locations along street.

Reason:

Owner changes.
Missing information.

Attachments:

SKE 1.0.1
SKE 1.0.2
SKE 1.0.3
SKE 2.0
SKE 4.0
SKE 4.1.1
SKE 4.1.2

ISSUED BY: Rick Serrano

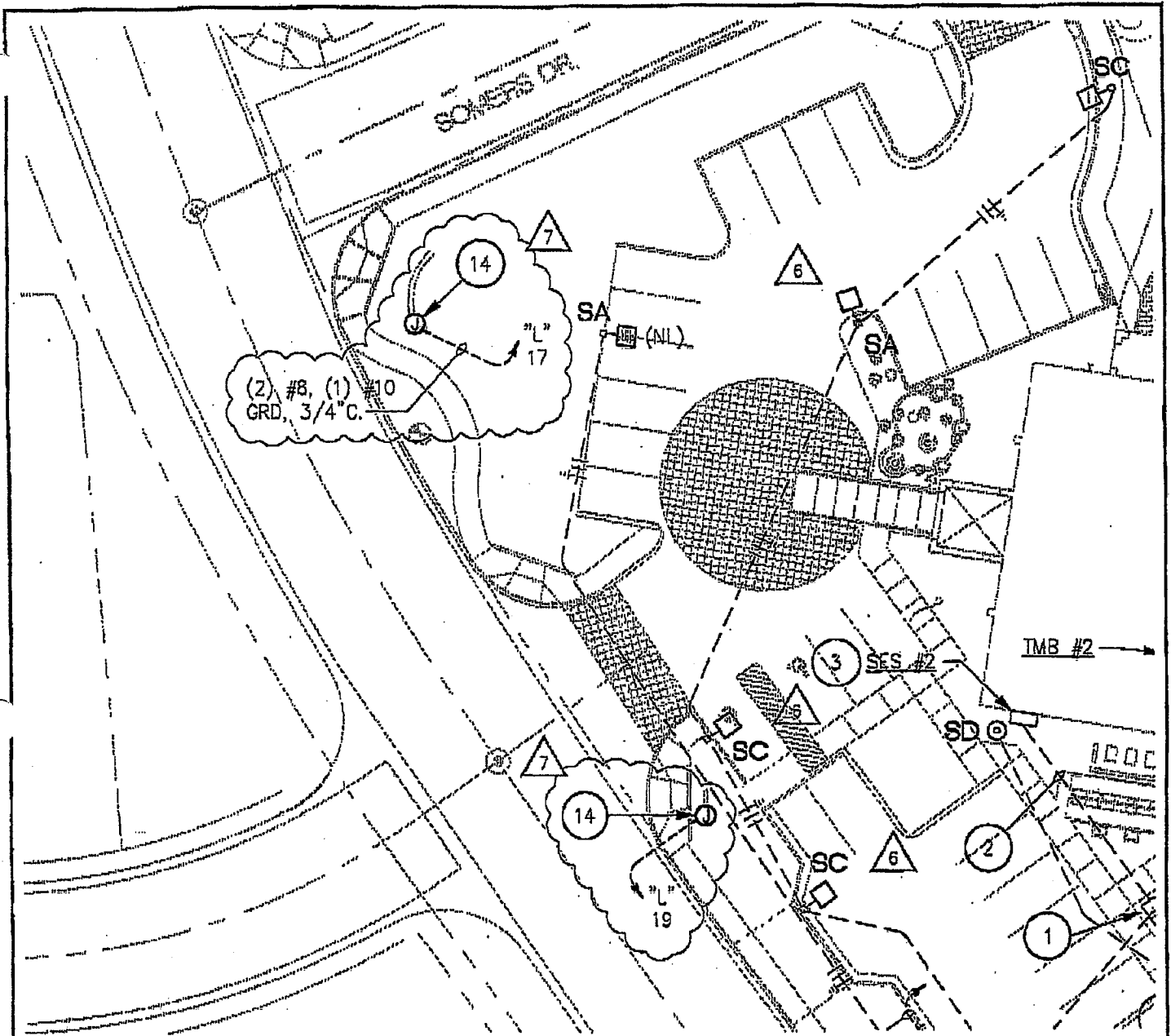
ACCEPTED BY: _____

Architect: CCBG Architects, Inc.

Contractor: _____

Date: 5/10/07

Date: _____




ELECTRICAL SITE PLAN

1"=30'-0"

7 5-09-07 OWNER

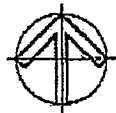
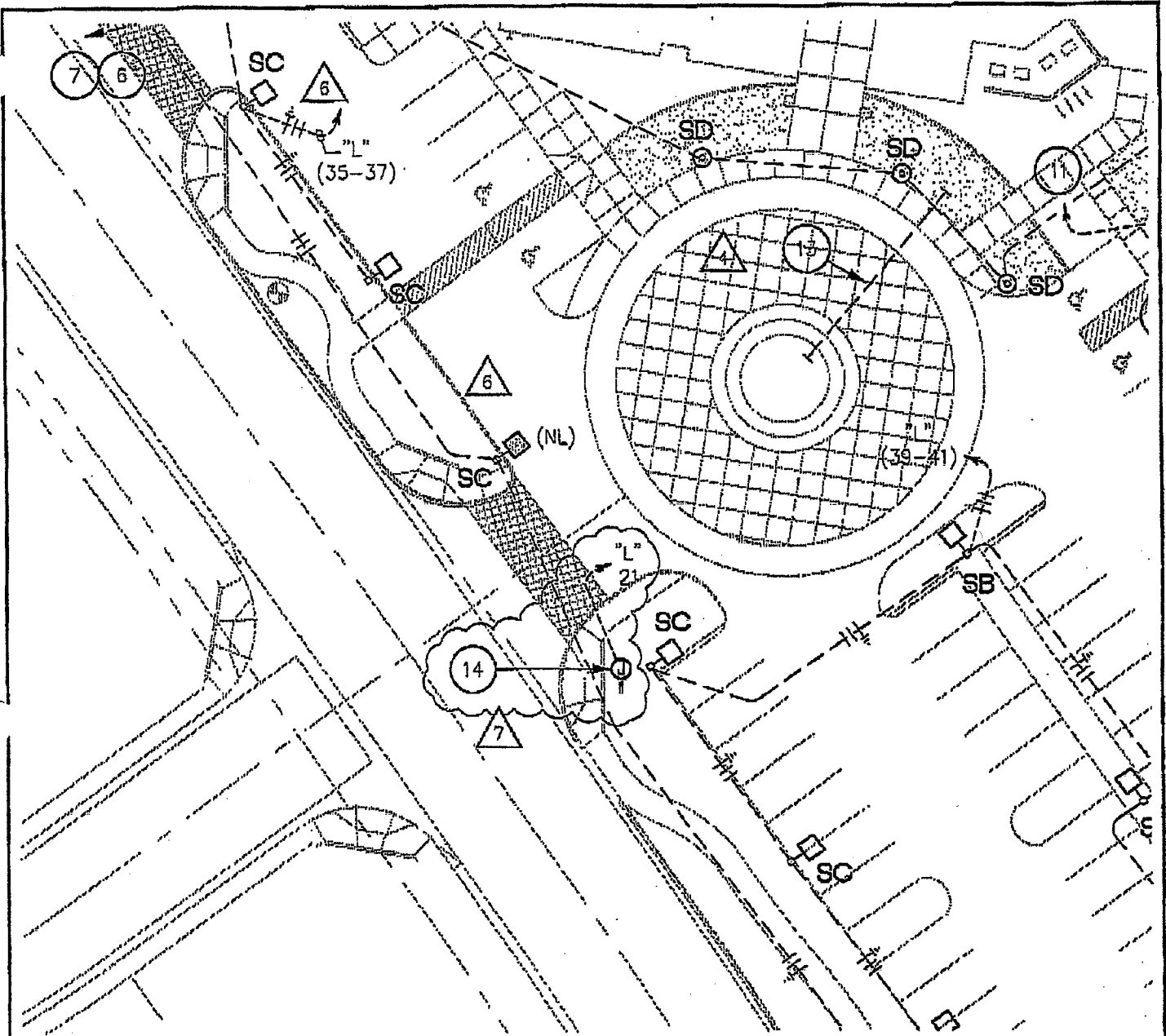
SEAL:



PETERSON ASSOCIATES
 CONSULTING ENGINEERS INC.
 7201 N. Dreamy Draw Drive
 Suite #200
 Phoenix, Arizona 85020
 (602) 943-4115
 Fax (602) 943-2507
 www.mpeconsult.com

PROJECT: HOMESTEAD COMMUNITY CENTER & SALES OFFICE
 LOCATION: CITY OF MARICOPA
 ARCHITECT: CCBG ARCHITECTS, INC.
 DATE: 5-09-07
 DESIGN: RG
 CHECK: WMC
 I.D.R. NO: 055140

SHEET NO.
SKE1.0.1
 OF -




ELECTRICAL SITE PLAN

1"=30'-0"

7 5-09-07 OWNER

SEAL:



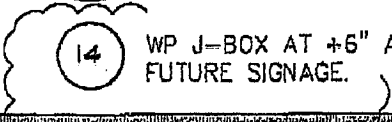
PETERSON ASSOCIATES
 CONSULTING ENGINEERS INC.
 7201 N. Dreamy Draw Drive
 Suite #200
 Phoenix, Arizona 85020
 (602) 943-4116
 Fax (602) 943-2507
 www.mpeconsult.com

PROJECT: HOMESTEAD COMMUNITY CENTER & SALES OFFICE
 LOCATION: CITY OF MARICOPA
 ARCHITECT: CCBG ARCHITECTS, INC.
 DATE: 5-09-07
 DESIGN: RG
 CHECK: WMC
 JOB NO: 055140

SHEET NO.
SKE1.0.2
 OF --


SITE PLAN KEYED NOTES

- 1 TRANSFORMER PAD PER POWER COMPANY REQUIREMENTS.
- 2 SECONDARY CONDUITS. REFER TO ONE LINE DIAGRAM FOR SIZE AND QUANTITY.
- 3 SERVICE ENTRANCE SECTION
- 4 TRENCH AND BACKFILL FOR PRIMARY CONDUIT AND CABLE PER POWER COMPANY REQUIREMENTS (VERIFY EXACT ROUTING WITH POWER CO. PRIOR TO START OF WORK).
- 5 TELEPHONE MOUNTING BOARD (MPOP)
- 6 P.V.C. TELEPHONE CONDUIT WITH PULL WIRE AND RIGID STEEL BENDS PER TELEPHONE COMPANY REQUIREMENTS (SIZE AS NOTED).
- 7 TERMINATE AS DIRECTED BY UTILITY COMPANIES.
- 8 STUB-UP, CAP AND MARK (1) 3/4" C. WITH PULL WIRE FOR FUTURE COURT LIGHTING.
- 9 STUB-UP, CAP AND MARK (2) 3/4" C. WITH PULL WIRE FOR FUTURE COURT LIGHTING.
- 10 STUB-UP, CAP AND MARK (3) 3/4" C. WITH PULL WIRE FOR FUTURE COURT LIGHTING.
- 11 ROUTE CONDUITS TO PANEL "L1" FOR FUTURE COURT LIGHTING.
- 12 WP, GFCI DUPLEX RECEPTACLE AT +6" ABOVE FINISHED GRADE FOR LANDSCAPE LIGHTING.
- 13 (1) 2" C. WITH PULL WIRE FOR FUTURE LANDSCAPE LIGHTING. STUB UP, CAP, AND MARK AT BOTH ENDS.
- 14 WP J-BOX AT +6" ABOVE FINISHED GRADE FOR FUTURE SIGNAGE.



7 5-09-07 OWNER

SEAL:

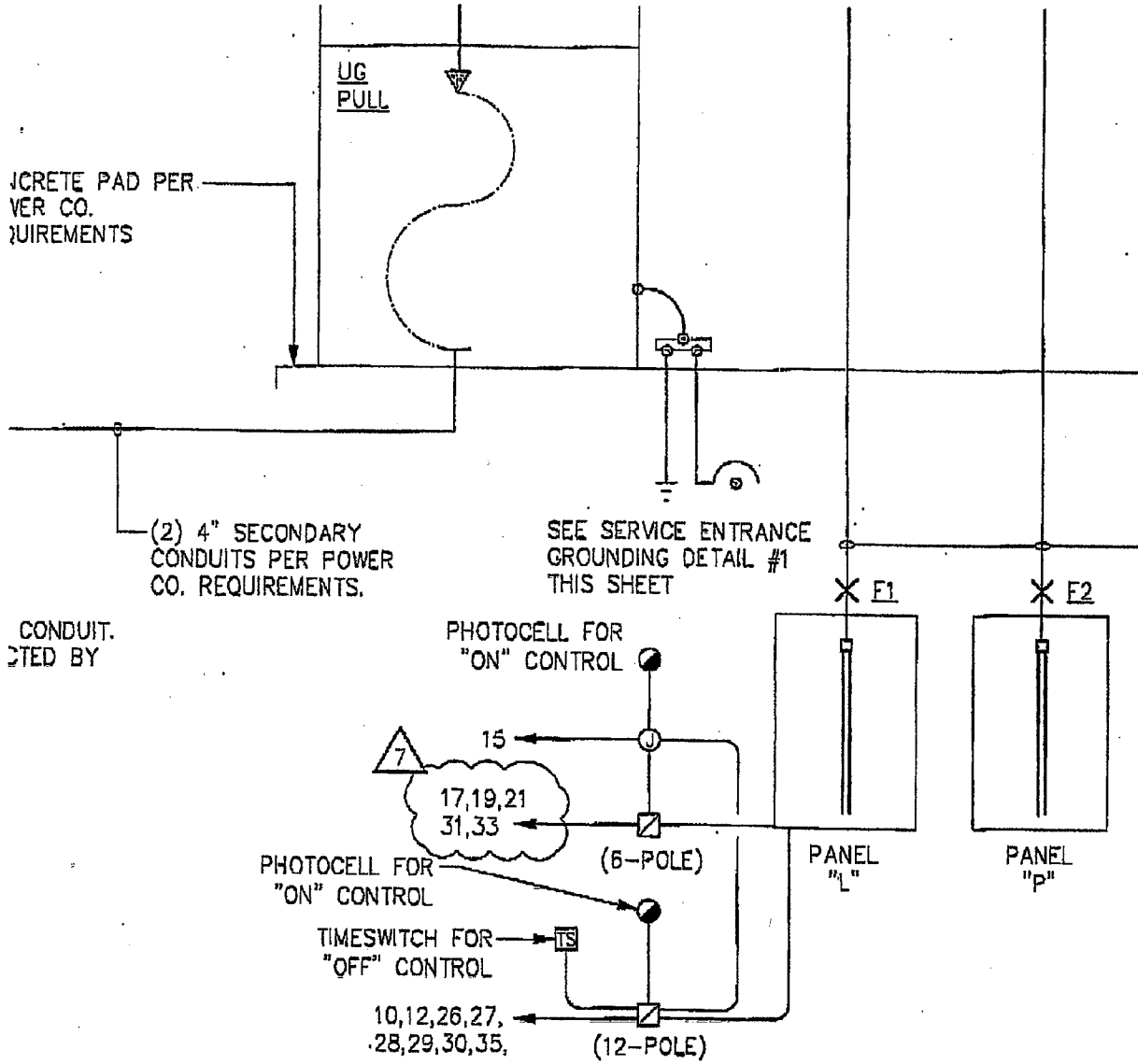


[Signature]

PETERSON ASSOCIATES
 CONSULTING ENGINEERS INC.
 7201 N. Dreamy Draw Drive
 Suite #200
 Phoenix, Arizona 85020
 (602) 943-4116
 Fax (602) 943-2507
 www.mpeconsult.com

PROJECT:	HOMESTEAD COMMUNITY CENTER & SALES OFFICE
LOCATION:	CITY OF MARICOPA
ARCHITECT:	CCBG ARCHITECTS, INC.
DATE:	5-09-07
DESIGN:	RG
CHECK:	WMC
JOB NO:	055140

SHEET NO.
SKE1.0.3
OF -




ONE-LINE DIAGRAM - SES #1 AND SES #2

N.T.S.

7 5-09-07 OWNER

SEAL:



PETERSON ASSOCIATES
 CONSULTING ENGINEERS INC.
 7201 N. Dreamy Draw Drive
 Suite #200
 Phoenix, Arizona 85020
 (602) 943-4116
 Fax (602) 943-2507
 www.mpeconsult.com

PROJECT: HOMESTEAD COMMUNITY CENTER & SALES OFFICE
 LOCATION: CITY OF MARICOPA
 ARCHITECT: CCBG ARCHITECTS, INC.
 DATE: 5-09-07
 DESIGN: RG
 CHECK: WMC
 JOB NO: 055140

SHEET NO.
SKE4.0
OF -

PANELBOARD SCHEDULE

ISOLATED GROUND BUS: YES X_NO

CABINET: MEMA_3R


" " (NEW)

TYPE: <u>BOLT-ON</u>	MOUNTING: <u>SURFACE</u>	VOLTAGE: <u>120/208V_3L_4W</u>			BRACING: <u>95/10_S.R.</u>			USE AND/OR AREA SERVED
		CIR NO	AMP	PERCENT	DR NO	C/B	PERCENT	
USE AND/OR AREA SERVED		1	550	20	2	20	1	LTS - FITNESS
LTS - SERVICE YARD		3	1500	20	4	20	1	LTS - GREAT ROOM
LTS - CONF, CRAFT		5	963	20	6	20	1	LTS - KITCHEN
LTS - OFFICE, RECEPTION		7	1150	20	8	20	1	LTS - CONF-3
LTS - HALL		9	1712	20	10	20	1	LTS - EXTERIOR
LTS - LOUNGE		11	1000	20	12	20	1	LTS - EXTERIOR
LTS - GAME ROOM		13	1225	20	14	20	1	CEILING FANS
LTS - RESTROOM		15	1050	20	16	20	1	CEILING FANS
CONTROL CIRCUIT		17	1500	20	18	20	1	CEILING FANS
FUTURE SIGN		19	1500	20	20	20	1	CEILING FANS
FUTURE SIGN		21	1000	20	22	20	1	CEILING FANS
FUTURE SIGN		23	1500	20	24	20	1	SPACE
REC - FITNESS		25	875	20	26	20	1	LTS - EXTERIOR
SPARE		27	625	20	28	20	1	LTS - LANDSCAPE
LTS - SIE		29	1300	20	30	20	1	LTS - LANDSCAPE
LTS - SIE		31	550	20	32	20	1	REC - BBQ
LTS - SIE (NL)		33	500	20	34	20	1	REC - BBQ
LTS - SIE		35	500	20	36	20	1	CEILING FAN
LTS - SIE		37	963	20	38	20	1	SPACE
LTS - SIE		41	963	20	42	20	1	SPACE

TOTAL LOAD PER PHASE: 10752 10367 10501 10762 VA / 120 V = 89.7 AMPS

PROJECT: HOMESTEAD COMMUNITY CENTER & SALES OFFICE
 LOCATION: CITY OF MARICOPA
 ARCHITECT: CCBG ARCHITECTS, INC.
 DATE: 5-09-07
 DESIGN: RG
 CHECK: WMC
 JOB NO: 055140

PETERSON ASSOCIATES
 CONSULTING ENGINEERS INC.
 7201 N. Dreamy Draw Drive
 Suite #200
 Phoenix, Arizona 85020
 (602) 943-4116
 Fax (602) 943-2507
 www.mpeconsult.com

SEAL: 

7 5-09-07 OWNER

SHEET NO.
SKE4.1.1
OF -

PANELBOARD SCHEDULE "P" (NEW)

ISOLATED GROUND BUS: YES X NO
 CABINET: NEMA 3R

TYPE	MOUNTING SURFACE	VOLTAGE		CIR NO.	C/B	VOLT - AMPDRES		CIR NO.	C/B	USE AND/OR AREA SERVED
		120/208V 3Ø 4W	4W			AMP	AMP			
USE AND/OR AREA SERVED				1	20	800	800	2	20	USE AND/OR AREA SERVED
REC - KITCHEN				3	20	800	800	6	20	REC - RESTROOM
REC - KITCHEN				5	20	800	800	6	20	REC - RESTROOM
REC - KITCHEN				7	20	800	800	6	20	REC - RESTROOM
REC - KITCHEN				9	20	800	800	6	20	REC - RESTROOM
REC - REFRIGERATOR				11	20	1200	1200	10	20	REC - RECEPTION OFFICE
REC - FREEZER				13	20	1000	1000	12	20	REC - RECEPTION OFFICE
REC - DISHWASHER				15	20	1500	1500	14	20	REC - LOUNGE
REC - DISPOSAL				17	20	1500	1500	16	20	REC - GAME ROOM
REC - MICROWAVE				19	20	1500	1500	16	20	REC - RESTROOM
REC - ICE MAKER				21	20	1500	1500	16	20	REC - FITNESS
REC - MICROWAVE				23	20	1500	1500	16	20	REC - FITNESS
REC - WARMING DRAWER				25	20	1500	1500	16	20	REC - FITNESS
REC - CORE-2				27	20	1500	1500	16	20	REC - FITNESS
REC - INB (UPOP)				29	20	1500	1500	16	20	REC - FITNESS
REC - CRAFT ROOM				31	20	800	800	28	20	REC - GREAT ROOM
REC - CRAFT ROOM				33	20	800	800	30	20	REC - GREAT ROOM
REC - CRAFT ROOM				35	20	800	800	32	20	FACP
REC - CRAFT ROOM				37	20	800	800	34	20	ORC PUMP
REC - CRAFT ROOM				39	20	800	800	36	20	REC - KITCHEN
REC - CONF-1				41	20	720	720	38	20	EF-1, EF-2, EF-3, EF-4
REC - CONF-1				42	20	4500	4500	40	50	DOUBLE OVEN
TOTAL LOAD PER PHASE										
			13840	15404	16740	16740 VA / 120 V =				140_AHPS

PROJECT: HOMESTEAD COMMUNITY CENTER & SALES OFFICE
 LOCATION: CITY OF MARICOPA
 ARCHITECT: CCBG ARCHITECTS, INC.
 DATE: 5-09-07
 DESIGN: RG
 CHECK: WMC
 JOB NO: 055140

SHEET NO.
 SKE4.1.2
 OF --

PETERSON ASSOCIATES
 CONSULTING ENGINEERS INC.
 7201 N. Dreamy Draw Drive
 Suite #200
 Phoenix, Arizona 85020
 (602) 943-4115
 Fax (602) 943-2507
 www.mpeconsult.com



7 5-09-07 OWNER